

Monthly Newsletter
Boathouse 4 Volunteers
April 2023



April was a good month in the Boathouse. We got Easter weekend under our belt followed by the 'Big Clear Up' inside the boathouse making way for the return of CMB4 and a nice new visitor friendly layout in the Boathouse.

**Portsmouth Naval Base
Property Trust**



Incorporating Projects funded by the Chancellor using LIBOR funds


VIC 56 –I think that the advent of summer and the passing of winter have bought about a change as very little has been reported as taking place in the month. Come back Paul, all is forgiven. In the meantime Paul has seconded a task to 'Dory Steve'. Between the two of them they are looking for some one to make a few bits and bobs for VIC56. She s need of s couple of sets of ladders/ access steps and a cover/ worktop.



two sets of steps

photos below. The steps need to be replaced along with a cover needed to act as a work top fitted over the tank. I think that whoever volunteers will need to make

WW2 Dory Restoration - In quite short order I think tat Steve and his team will have passed the point of no return and will have no other option than to put the bits they have been making onto the boat.



The photo over left shows Steve caught mid action working on



the hog. Over right he has


dry fitted the hog to check the fit.

In the meantime Pauline has been drilling out some of the old nail holes so she could hide her cigarette ends that she keeps in the bucket over right. Ok I lied, Pauline doesn't smoke it's just that her wooden plugs looked like a load of 'fag butts'. It must be my ill spent past playing tricks with my mind.



In the two photos above right two of Steve's team, Trish and Adrian are being kept busy making their own tool boxes, Its not that Steve is a slave driver but he can't bare to see idle hands. Trish has also been making herself a mallet.

The process that Steve is going through is not straight forward. He can't just pop off to Mr B&Q for his nuts and bolts he has to make each of his special bolts by hand. Below left the almost finished article, Middle photo work in progress and below right the finished 'Tee' bolt in place let into the keel.



CMB4 Replica build. Work has continued in the month whilst we awaited her return from the nether regions of Marchwood. The following photos hopefully track some of this work. Below left we have fitted the torpedo into the trough inner sections



to try it for size. Middle photo above shows the fully assembled 'coffin' section with the warhead protective ring in place and finally above right Steve B has made up the reinforced section through which the pneumatic ram will access the warhead for the launch process.



In the six photos above you can see the progress of her return, Top left you can almost hear her utter the cries of “Hi honey I am home”. Next in the top middle she is being backed up into the Boathouse followed by the team getting the lifting strops ready to take her off the lorry.

Bottom left on the previous page, she is in position ready to lift off and bottom middle and right she is off the lorry and pretty much in her medium to long term display position



Once she was off the lorry it didn't take long before work started in earnest to get her fitted out with all the goodies that we have been making over the past months. One of the first jobs was dry fit the deck edge sheer rubbers. The first five photos show the team busy holding up the rubbers in place whilst we drill the pilot holes for the screws. Finally bottom right Mike S has just dry fitted the midships side deck toe rail. It struck us all as amazing how the fitting of these relatively small details has lifted the whole aspect of the boat.


Whitehead Torpedo Replica build – As stated last month the build of the Whitehead torpedo is virtually complete and the fitting of it into the rough fittings is covered above in the main build.

Armed Steam Cutter ASC 26 - The team continue making some of the modified sections for the engine supports. She has now been moved over in the shop now that CMB4 is back. Work will continue in her new location.

Cyclops 42 Ft. Rowing Launch – Along with ASC26 Cyclops has also been moved to a new berth for work to continue. The overall move was part of the 'Big Clear up' and all the rubbish and waste has been cleared out. I must give Steve M our congratulations as this is now the first time in nearly 6 years that we have been able to see her hull below the waterline



Below left and middle Micky M and Hamo T are busy removing the forward sections of the old gunwales, below right Roz R is giving the thwart stanchions a coat of primer



Above left we have dry fitted the new starboard gunwale capping onto which the rowlock crutches will be fitted. Above middle Mike S and Roz are both fairing down the capping sections and above right Mike S is still at it but if you look carefully up forward you can see that Micky and Hamo have had some success removing the forrard old gunwales.

Boats Afloat – The winter maintenance periods are coming to an end and having had our Easter weekend ‘Open Pontoon’ sessions, F8 has been up and running with many more trips planned for later in the year. HSL 102 has been out and about and MGB81 will be up and running very soon.

Suggestions for next month - If you have got any ditties, lies, scandal or photos that you would like to see in print just let me know, my ‘e’ mail address is: - boatbitsus@ntlworld.com. Fred is the name.