


Monthly New's Letter
Boathouse 4 Volunteers
July 2022



This year's longest day has gone, already evenings are closing in but at least the weather is still holding up and all jobs moving forward well.

**Portsmouth Naval Base
Property Trust**



HLD D49 maintenance No change in the month she is now suitably weather proofed with the final acts being undertaken by Jeremy C

VIC 56 – I have little to report on VIC 56 as one of our main players had been swanning around in Spain, not Portugal as previously reported. I did meet up with David G in the month one of our new volleys working on the boat. Hopefully between Paul and David we may get some photographs of the jobs as they move forward..

WW2 Dory Restoration. Steve has been pushing on with the work. He now has a detailed plan of action which will take him down the path of replacing the hog, keel and potentially the apron. The team is now slightly reduced in so far as



Mark S has declared that his 'Ship's Badge' sideline business has developed into more than full time job as he battles to fill all of his orders. He is however ably supported by Pauline in the painting of the badges. Photo above right is Mark's swan

song as he does the last little bit of 'hands on' for the Dory



Over left Steve has marked out the planking to be removed to gain access to the apron

CMB4 Replica build – This was the month that saw the CMB Replica as a proper boat for the first time since build stated in Sep 2018. Using the cradle built last month and our 10 Ton Morris Crane she was lifted and rolled over. The photos below show the process and the result. It had been decided that this operation wasn't going to be a spectator sport so it



was carried out one evening after all of our visitors and the odd 'hanger on' had departed for the day. Above left and middle some of the preparatory carance work has been done and above right Matt, the duty crane driver is all kitted out and ready to go, he even has a ciggy rolled before the job begins to cut down time after.



Above left some of the special evening shift are clearing away the various 'soon to be surplus' supports. Above middle they



are fitting the main lifting straps. Having taken the weight on the crane Tiger is underneath with his sabre saw cutting away at the building blocks and finally above right he cuts through the stem leaving the boat to 'float away' up to the ceiling.




Above left halfway through, just a quick lift and roll and she is well on the way and all is still good, no cracks or creaks, above right Steve who is on stabilising line duty looks remarkably happy about the whole process, unless of cause he hasn't got a clue what is going on.



Over left the lifting and shifting evening shift relaxing after a potentially stressful couple of hours. Congratulations to the Crane crew and David who between them planned the whole move. All that is left to do now is remove all of the build moulds and get her ready for deck planking



The two photos above right and middle show almost identical views of two boats with just 106 years between them. The one above middle is our CMB4 Replica and the other one on the right was taken in the original Thorneycroft boat shed of a much earlier beast circa 1916. Really encouraging to a band of merry volley's to see that we are not that far out.



Over left we have a view through the end of the toredo trough looking forward at Tim with his trusty vacuum cleaner tidying up after the demolition crew have vacated for the day. Over right an overall view of our stripped out hull with some of the team getting ready for some interim




internal fitting out necessary before deck planking starts.

Armed Steam Cutter ASC 26 – Below left photo show the fordeck planking along with the Maxim gun deck mount. The middle photo shows an overworked Henry in use to clean out any last minute debris. Below right the new boiler is in the



workshop along with a 'poly wrapped' steam engine . Below left both have been lifted into



position in the hull, at this stage neither are bolted down . Above right is an overall view of the boat showing some of the detailed fitting that has been taking place. Over left is the nearly completed replica .45 Marine Maxim Gun.



Seaplane Tender ST 1502 – She has been operational and ready for the season and ongoing events for our Open Pontoon sessions, at present she is in the dock in Boat House 4.



LCA F8 - (20+) Facebook

She remains fully operational and is welcoming a lot of visitors for a run round the harbour. If you click on the link above you should be able to join one of the groups as they leave for a run out into the harbour.. Photos below show her under way and alongside Steam Ship Shieldhall on her visit to Portsmouth.



Range Safety Launch RSL 1668 – No change on the RSL at present so watch this space.

MGB 81 – Below left she is at the Classic Boat Festival at Cowes. [\(20+\) Facebook](#) The Gun Boat is also helping to pay her way if you click on the link here you could take a part journey out of the harbour as she takes some visitors out on a run in the Solent. Below MGB81 at speed in the solent on the way back from Cowes



Sereia “Gentleman's High Speed Racing Boat - She has now left us and gone back to her owner . It was nice to see such an iconic boat with close design links to our CMB 4

Suggestions for next month - If you have got any ditties, lies, scandal or photos that you would like to see in print just let me know, my 'e' mail address is: - boatbitsisus@ntlworld.com. Fred is the name