

Monthly New's Letter
Boathouse 4 Volunteers
October 2022



Shorter daylight hours are now with us with a vengeance, still we are all used to working in the dark so a couple of hours longer won't make too much difference .

**Portsmouth Naval Base
Property Trust**



Incorporating Projects funded by the Chancellor using LIBOR funds

HLD D49 maintenance No change this month for D49.






VIC 56 – Firstly, please let me include a short note of thanks from Bob, one of VIC's earlier clankies. He sent the following ditty to me for inclusion in this month's

News Letter. ***“Not having visited the VIC since the steaming for the boiler inspector in late spring, I would like thank everyone who has been busy keeping the boat in good order especially as new members have enabled the rate of work to increase.***



Therefore, it was most satisfying to have the VIC not only in steam but leaving the Pontoon for a visit to the drydock which thankfully went off without incident and a few of you were able to experience the results of your hard work. I was kept busy but I am sure some of you will have taken a few photographs.
Best regards
Bob ”

the month. There she had a good bottom clean, primed and anti-fouled. In the photo top right she is pictured leaving the pontoon, the following link will take you to a short video of her steaming through the harbour . [\(20+\) Boats Afloat Boathouse 4 | Facebook](#)



Photos above at the bottom of the previous page and across the page show her at various stages of the job quite clearly looking at the two photos above right she was in urgent need of a scrape. Below left she has been scrubbed, scraped, washed and painted and looks so much better for it. Congratulations to every one involved on turning her round despite some pretty atrocious weather. Photo below shows two of her intrepid crew all ready to leave, or had they just come back?



WW2 Dory Restoration. Since last month the Dory team have been getting up to speed in the art of timber laminating. At the end of last month they had machined up a load of oak stock to 4mm thickness and dry fitted it to their bending jig. In



the following photos you can see some of the key points of the process as they convert the thin strips into 'solid well formed components for the Dory's rebuild. Above left Pauline and Steve are looking very studious as they mix up the two part resorcinol glue. The mix is quite precise if you want the finished job to stay together. Middle photo above you can see Tim D working his magic spreader, this vintage tool is another of Tim's amazing 'come in handies'. I think he has had it hidden in the depths of his tool collection just waiting for the opportunity to wave his hands and pronounce 'Voila'. Next row below left Joe, Mark Tim and Steve have got most of the wide laminations glued and ready to bring them together. Middle photo below the full team have managed to grapple with the writhing sticky bees and got it into the bending jig, below right Mark and Sophie are having the sort of discussion with the slippery end convincing it to "go down and stay down you little B"



Over left the final set of laminations are fully glued up with Joe just over left doing the final tweaks with the clamps. On the next page top photo Steve is cutting the next pieces of stock from the tree before he and Pauline machine up some narrow stock for the two stages of keel sections. Finally the narrow laminations have been dry fitted to the hog for a trial run.



CMB4 Replica build – During October the team finished the decking out and started on some of the interna fittings prior to getting the boat ready to send out to our contractors for sheathing. Below left Hamo Thornycroft is fine tuning the finish on the starboard midships planking with Ian P in the background tidying up the corners if the torpedo trough to cockpit transition. Below middle Joe and Emily stop work for a quick photo shoot along the Igor, our Ukrainian volunteer who is



sanding down the hull planking overall. Below left John is making lots of shavings along with Igor as they are doing some of the final fettling to any high spots in the plank seams. Below middle Ian P, John and Mike S are cleaning up the corners in the cockpit ready to start planning the coaming.






Above left a shot overall showing the boat with all her planking, above middle Ian P is down and dirty drilling out the pilot holes for the final copper nailing, I think from his body language he is thinking "thank goodness, nearly there, only a few more mouthfuls of sawdust and we can call it a day". Above right Roz is skulking under the after decking clearing out all the surplus glue drips and filling any random holes.



Above left Ian P, Mike F and Steve B are machining some stock timber to make the torpedo trough bottom board support frame whilst above middle With Ian B they are making a pattern of the cockpit to make a bending jig to laminate the parts of the coaming. Above right Steve B and Fred A are gluing and screwing the 'ladder' section of trough bottom board support frame. Below left Ian P and Mike F are machining some 4mm laminates for the cockpit coaming along with Ian B middle below. Below far right is an overall shot of the boat with the torpedo trough bottom board support ladder as a trial fit.



Armed Steam Cutter ASC 26 – The Falmouth restoration project is now being co-ordinated by Tony and Peter



currently volunteers but previously IBTC Students having finished their time. They are working with other volunteers as they progress the jobs through. The Maxim Machine gun is finalised and over right it is fitted to the foredeck to check appearances.

Top of the next page is another view of the gun built by John P and Keith D.





Just to the left her paintwork is being progressed and the chalk marks indicate any of the current blemishes that will need to be rubbed down before the final coats can be applied.

Seaplane Tender ST 1502 – As the Christmas Festive period approaches she is being advertised for her Harbour lights tours to be running through November and December. These trips proved to be very popular last year with our visitors to the Yard.



LCA F8 – She is still earning her keep taking visitors out into the harbour, weather permitting.

Volunteers Belated Bar-b-que – Many thanks to the Property Trust for organising and laying on the BBQ previously cancelled due to the timing clashing with the late Queen's Funeral. The location, being held in the Ship Anson pub, worked really well. Thanks also must go to the Chef who cooked a very wide range of excellent food. We also took advantage of the occasion to finally give Ollie his leaving card. Well done Ollie we all wish you the best for your future on HMS Victory. You must have enough work re-planking her to take you through to your retirement.



Suggestions for next month - If you have got any ditties, lies, scandal or photos that you would like to see in print just let me know, my 'e' mail address is: - boatbitsisus@ntlworld.com. Fred is the name.