



## Monthly News Letter February 2011

### Historic Boat Section



February has been an interesting month with French apprentices descending on the boat house, Spud Murphy getting caught up in Spaghetti style cordage, Alan 2 caught using a bench saw and Fred and Ian proving how little French they remembered from school. Ah mon dieu, se magnifique.

**Portsmouth Naval Base  
Property Trust**




## Feb. 2011 Update -

**Harbour Launch** - Dave and Whaler John carried on knocking out the windows and making new. Dave got his hand in at welding by fitting a new section of the frame and doing such a good job that micro inspection by Terry failed to find the join. In the photo below



left Whaler John has just taken out one of the damaged windows and is in the process of treating the frame to a good dose of rust inhibitor. I am not too sure about the mask or if he should put one on before doing

this. Below right Dave has got the angle grinder out and is currently committing to a major repair on the frame work, once cut out it had to be put back. In the photo below left you can see the finished frame after Dave had welded it



primed and painted it the only stage that I haven't shown here is Dave applying the copious amounts of marine filler that he used to get rid of the 'rabbit droppings' of welded blobs but at least it isn't going any-

where for the next few years and it won't be us taking it out next time. Alan 'a Dale' has refitted the dreaded junction box that I showed you last month, he did a good job didn't he.? The photo on the top of the next page on the left shows our intrepid window team having linked up with Geoff playing his ukelele doing an impression of George Formby's classic 'When I'm Cleaning Windows'. Needless to say this job has been so interesting half of the volunteers have now had a go. Bob and Alan have also been back on board with the trusty paintbrushes, also on the next page on the right I managed to catch Robert 'I have started so I'll finish' Of Nottingham' in mid flow.



## Feb. 2011 Update -



**ST 1502** - Vincent took over the painting of all of the upper timber in the month both inside and out. I missed most of the action shots 'cos I was working on her sister boat HSL102 getting her ready for the coding surveyor to come back. The photo over left shows him inspecting his own handiwork whilst the



one below right show the results of Vince's handiwork (Great big holes waiting for painted panels to go back). I think Vince must have felt he had been abandoned as we had left him pretty well all on his own just to push on, at least this month we can see him without his 'dayglo' coat blinding the camera.

**HSL 102 Coding** - Between Alan 'a Dale, Terry, Dave, Fred, Danny and Richard we have progressed the boat on towards the required standard to achieve coding. She is due to be finished in early March following a host of tasks ranging from engine servicing/ overhaul, installation of battery change over systems, fitting waterproof hatch strips and locks and fitting engine cowl baffles through to cleaning oily bilges and moving anchors. She was taken over to Sovereign Quays boat yard on 16/02/11 to have a new electric winch fitted which required a new section of foredeck being fitted. All of the work has been detailed in our current 'Work to List'. Photos to follow.



## Feb. 2011 Update -

We have progressed the boat through the month, Fred finally fitted the battery changeover links after a bit of a saga. We can now start any of the engines

from any of the battery sets, well as long as Terry remembers which switch goes where. Apprentices Anthony and Pierre fitted the waterproofing strips to the hatch covers. Alan 'a' Dale




fitted the catches and locking handles. Terry and Anthony cleaned out the bilges and Richard



moved the old anchor and chain from the cable locker down aft to the tiller flat for the kedge anchor. The photos over and above catch some of this work in progress. Terry and Fred did some fault finding and got the dodgy mid engine up and running. Danny also changed all of the mooring lines and got rid of the spaghetti.

**Motor whaler Danae** - This month Ian and Rob managed to get some free help. It was in the shape of Anthony, one of the French Apprentices. Below left is a rare photo of Rob at work polishing up the bronze stem guard. On the right and below Anthony is seen fitting out the engine bay in Sapele. In this shot he is being ably supervised by three of our other apprentices, Thomas,

Adrian and Mike. The three behind look like a handful but in fact they all did a great job. With a bit of luck Ian and Rob will have been watching them and picked up some tips.



Adrian and Mike. The three behind look like a handful but in fact they all did a great job. With a bit of luck Ian and Rob will have been watching them and picked up some tips.



Adrian and Mike. The three behind look like a handful but in fact they all did a great job. With a bit of luck Ian and Rob will have been watching them and picked up some tips.



## Feb. 2011 Update -

**Our French Apprentices** - In the month we had a number of French carpentry apprentices join us for about ten days. This was a good exercise in testing




our joint communication skills as they spoke extremely little English matched only by our not so fluent grasp of French. Having said that however they were good workers and turned in some pretty fair

carpentry. We had them working on HSL102, 'Danae', 'Westeman' and also making some large tressels. The photos show some of these activities.. Above the guys on the first day.



his fitted work from 'Danae' to change the soft wood for sapele. You can just read his mind as he sums up the tum of events. Les volontiers sont plus miserable. Vous sont un Merde Anglais Fred. Cheers guys a good job all round. Merci beaucoup mes amis.



his fitted work from 'Danae' to change the soft wood for sapele. You can just read his mind as he sums up the tum of events. Les volontiers sont plus miserable. Vous sont un Merde Anglais Fred. Cheers guys a good job all round. Merci beaucoup mes amis.



## Mar. 2011 Wish list

**Quarterly work sheets** - These are now up and running for the current priority boats therefore any of the boats covered by these will not be covered in detail below.

**HSL 102** - See current Work to list.

**HLD D49** - See current Work to list.

**ST 1502** - See current Work to list.

**Montagu whaler 'Excellent'** - See current Work to list.

**Monatgu whaler 'Westeman'** - See current Work to list.

**Motor Whaler 'Danae'** - See current Work to list.

**Green Parrot** - See current Work to list.

**MGB 81** - Raise a detailed Work to List. All major work is currently being held. Other work needed, Check all bonding of the under water fittings and connect temporary sacrificial anodes over the transom.

**25 Foot FMB 'Ark Royal'** - Raise a detailed 'Work to List' Finish the small covers and agree the display format and location. Replace the radio that had been removed for security purposes.

**Crew Training** - Hopefully to be set up in the coming weeks / months to be completed before next season.

**Ariadne** - Figure head refit on hold until further notice.

**Osborne** - Continue the weekly checks on state of boat and surrounding stand.

**Three in one Whaler** - Work held pending completion of other programs.

**Admiralty Pattern 14 Ft.** - Bring her out of storage and complete a survey and get her ready for display.

**32 Foot Rowing Cutter** - Keep a watching brief on her now she is held in the tunnel.

**Landing Craft** - Fit some low volume pumps with batteries and solar panel similar to Cyclops. Improve access with a temporary deck enhancement.

**20 Foot Clinker Sea-boat** - Work held pending completion of current work load.

**15 Foot Fast Motor Boat** - . Currently on hold.

**Main Pontoon** - Construct a power stanchion to incorporate the twin solar panels - Currently low priority due to other planned work.

**This Month's Competition** - Who was the worst 'Merde Anglais' this month. Trevor for being a slave driver and making the apprentices sit at the sewing machine and have their photos taken or Fred for making Anthony strip out the fitted timber from Danae.

**Any Suggestions for next month** - If you have got any stories, facts, fiction, lies, scandal or suggestions for this ditty just let me know my 'e' mail address is :- boatbitsus@ntlworld.com. Fred is the name.