


Monthly News Letter

Boathouse 4/5 Volunteers

February 2017



Another day, another dollar, February has been and gone and in a few weeks time the clocks go forward so soon it will be the lighter evenings. Work is progressing well in the boathouse with plenty of work being done by one and all.

Portsmouth Naval Base Property Trust

Boathouse 4


Supported by
The National Lottery
through the Heritage Lottery Fund

heritage
lottery fund

PORTSMOUTH NAVAL BASE
PROPERTY TRUST


The Green Parrot – There hasn't been too much movement in the month due to other priorities diverting the students.

MGB 81 – As I said last month she had been taken over to Gosport and lifted out ready to have her bottom scraped off and a new coat of Anti-Foul put on. In the two photos below you can see our happy combined band of volunteers getting down and dirty. You can just read Pauline's mind as she paints away, she is thinking 'Come back



Marian, all is forgiven'.

D49 – Was up for her annual lift out and bottom scrape and anti-foul. In the photos below she is on her way across to



Gosport and also on the lift as she comes out of the water. The lower photo just goes to prove what we have always thought about this boat, the sun really does shine out of her bottom. Over left John B is in the last phases of fitting the seating along the side decks, in this photo you can see his last 'diddy' section being clamped up.




Cyclops Restoration Programme

This month has seen the main drive towards repairing /replacing the frames and making the new thwarts. over left Whaler John is making some fine adjustments to the bevel so that the frame sits close and true to the hull before it is nailed in place



and over right you can see the effects of laminating by committee. All this was to get that 'Big man's' clamp screwed down to align the edges of the laminates before the glue went off and started setting. In the photo




over left David S and Graham A are in the process of removing a temporary clamp from the stem that we had fitted some time ago to see if we could pull in the forward plank. In the photo over right John P and Trevor D are cutting a rebate to take a full length biscuit to glue up two halves




of the new thwart. Meanwhile the frame repairs are moving on, middle photo above shows three of the replacements on the Port side in place with two of them nailed and riveted with the one in the middle of the photo at early stages of dry fit, this frame is a full replacement right through to the starboard side and is being made up by Tom B, Brian E, Jim M and Janet C. Below left David S is in the process of trial fitting the breast hook, shortly after this photo was taken he promptly went on holiday for a couple of weeks leaving Jim L to finally fit the beast. In the middle photo it looks like 'Frames R Us' also in this photo you can see the results of Pauline P's paint brush as she has made a start giving the boat its first new coat of paint inside




the hull in 8 years. She is starting to look a lot better. Over right two more starboard frame repairs as devised by Whaler John, Brian D, John C and more latterly Jim L are dry fitted ready for nailing and riveting. Over left you can see a very happy Brian E as he progresses his frame but looking at the photo in the middle below perhaps he is just too satisfied with his progress.




the hull in 8 years. She is starting to look a lot better. Over right two more starboard frame repairs as devised by Whaler John, Brian D, John C and more latterly Jim L are dry fitted ready for nailing and riveting. Over left you can see a very happy Brian E as he progresses his frame but looking at the photo in the middle below perhaps he is just too satisfied with his progress.



Meanwhile below right his oppos, Tom B, Sadie S and Paul working



on the other half of his frame are having a somewhat more testing time as they are frantically using the 'putting on' plane to build up some lost timber removed by an overly enthusiastic 'I know I can make this bevel fit if I remove just another smidgen off the back edge' frame maker from another team. Bottom left on the previous page Jim L is in the process of priming up the Thwart chock brackets that he has welded up, once these are done they can be fitted onto the risers to take the thwart pins. In the middle photo we have got our very own 'Thwart Bevel Queen' Fay P working on yet another of the dreaded thwarts. Not long to go now Fay



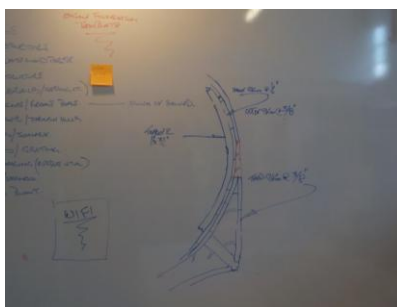
five down only another four to go. February was a definite month to remember in the restoration of Cyclops, it will go down in the annals of time as the month that we managed to con the Clankies and Leckies of the world to come out to play and get aboard and get stuck into all things 'clanky'. In the photo above left Shiner and Chris H are putting some threads onto the old keelson bolts and what were originally rivets ready for when we fit the new keelson. Middle photo above Aiden P is giving the paint work a second coat of primer and all of a sudden the boat starts to look a bit smart. Back to laminating the frames over left Aiden is busy spreading the glue onto seven laminates ready for Whaler John and David S to get the clamps out and get squeezing. Above right, John P is

busy cutting the rebates on the starboard riser to take the thwarts so all in all the project is moving forward quite well with jobs being carried out at least five days out of seven by each of the sub teams.

Dartmouth Gig Restoration- Luckily David G is back and raring to get back on the gig so watch this space for future developments.

Charmian – There has been no movement on Charmian this month due to other priorities.

Replica 1916 Coastal Motor Boat – CMB – the planning phase is moving ahead with Diggory and Bob getting things sorted. In the photos below you can see some of the drawings and detail notes that Bob is working on in the 'planning office', actually it is a desk in the corner of Boathouse 5 mess room.



Armed Steam Cutter ASC26 – Falmouth – Bob is also moving forward with the forward planning for the restoration of Falmouth. Work has also been started off site on her steam engine. Below left the photo shows part of her original engine. The plan is for the original engine to be rebuilt as a static display with a new replica steam engine being built for the operational aspects of the boat. The lower engine section shown here will be used as part of the detailed planning for the engine bed before being sent away to be incorporated in the static display engine.



New Starters - It is nice to see that we are still attracting new starters into the volunteer circle. Below you can see Paul working on Cyclops along with Steve both of whom have recently joined us.



Suggestions for next month - If you have got any ditties, lies, scandal or photos that you would like to see in print just let me know, my 'e' mail address is: - boatbitsus@ntlworld.com. Fred is the name.