


### A summary of the work carried out in the Month of April 2026

Good progress has been made in the month with the sole boards. Micky M has taken the lead on this along with Fay, Ros R, Morag John B1, Andy H and Ginny H. Between them they have translated some random sketches made by Fred into a very viable set of sole boards for the boat. They are fairly light and easily moved about the boat and once the turn buckles are fitted, they will be kept securely in place. Igor has persevered still more and has now riveted the bronze gudgeon shoe in place nicely bedded down with a good mastic seal, He has started to put in some 4inch wide woven glass tape along the seams of the skeg. Ginny H, Ros R, Mike S, and Andy H carried on working on the wash-boards and poppets whilst Trish G started to fit her mini knees along the after wash-board sections port and starboard. David D is nearing the end of his fitting job with the stumpy mast and mast box.

Peter F, Ian F and Jonn B2 have been fitting the starboard margin board after repairing one split section. The whole of the margin boards and the sole board retaining cleats are looking very competent.. Ivan W has carried on with the stem capping and Andy W has been helping Fred with some small sections of potentially brass plates adjacent to the forward fairleads. Moicky M has trial fitted some of Fred's turnbuckles and they work the way Fred had envisaged. Micky M, John B1 has started to nail the sole boards with copper nails in lieu of the temporary construction screws. Andy H has fitted the Starboard margin board cleats following Andy W's epic cutting job.



## Cyclops restoration programme April 2026


---



Ros R doing some fine tuning on the taper.




Trish G showing how tight her tenon joint is with the hidden foxtail wedges. In this photo she has cut away half of the mortise and she still can't get the tenon out. Nice work.



David D is working on the cross tree for his mini mast


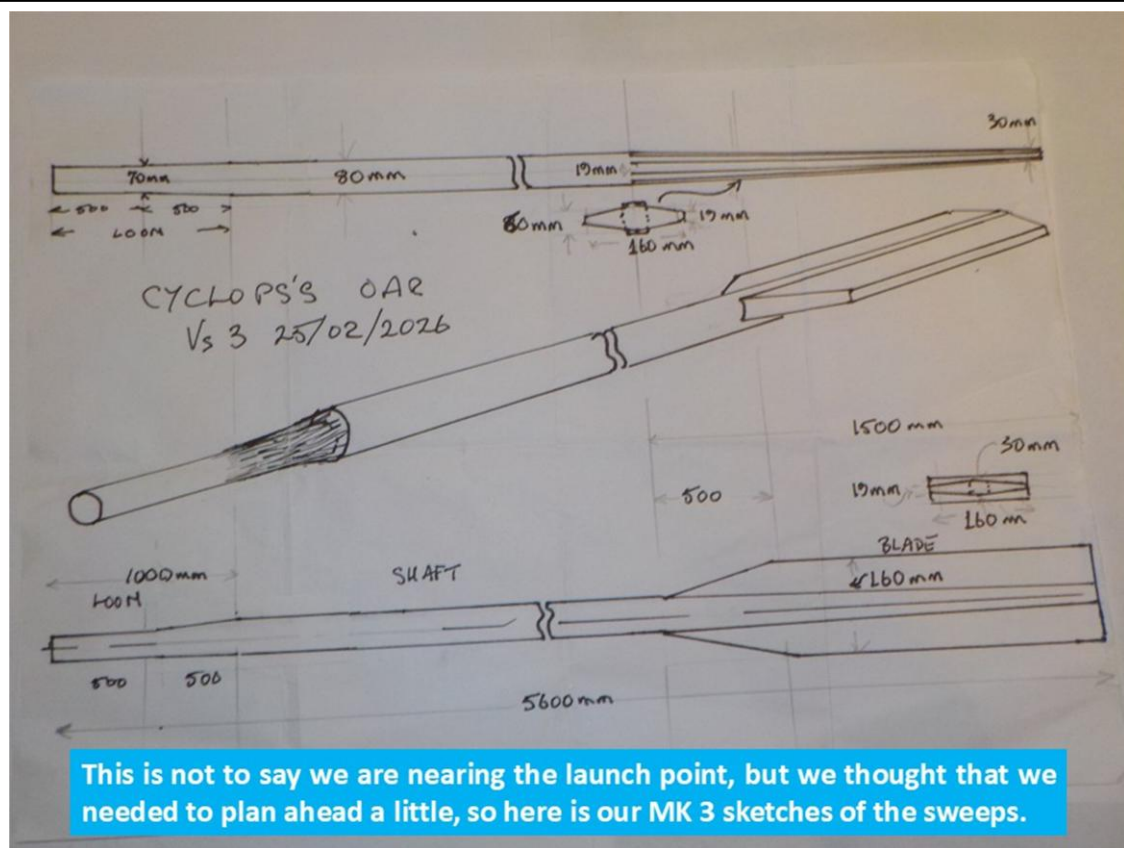


Back to Ros R as she develops her tiller, it may be that in the end we shorten the long end a bit.



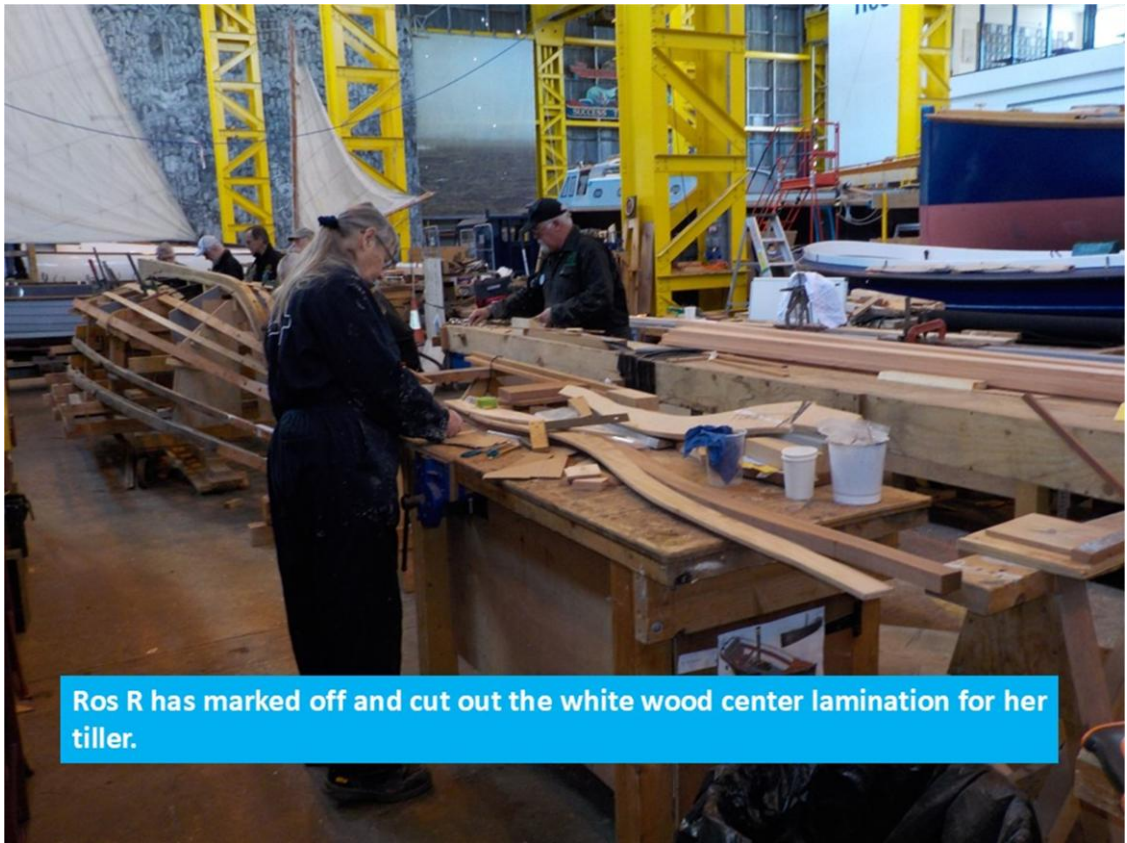


## Cyclops restoration programme April 2026

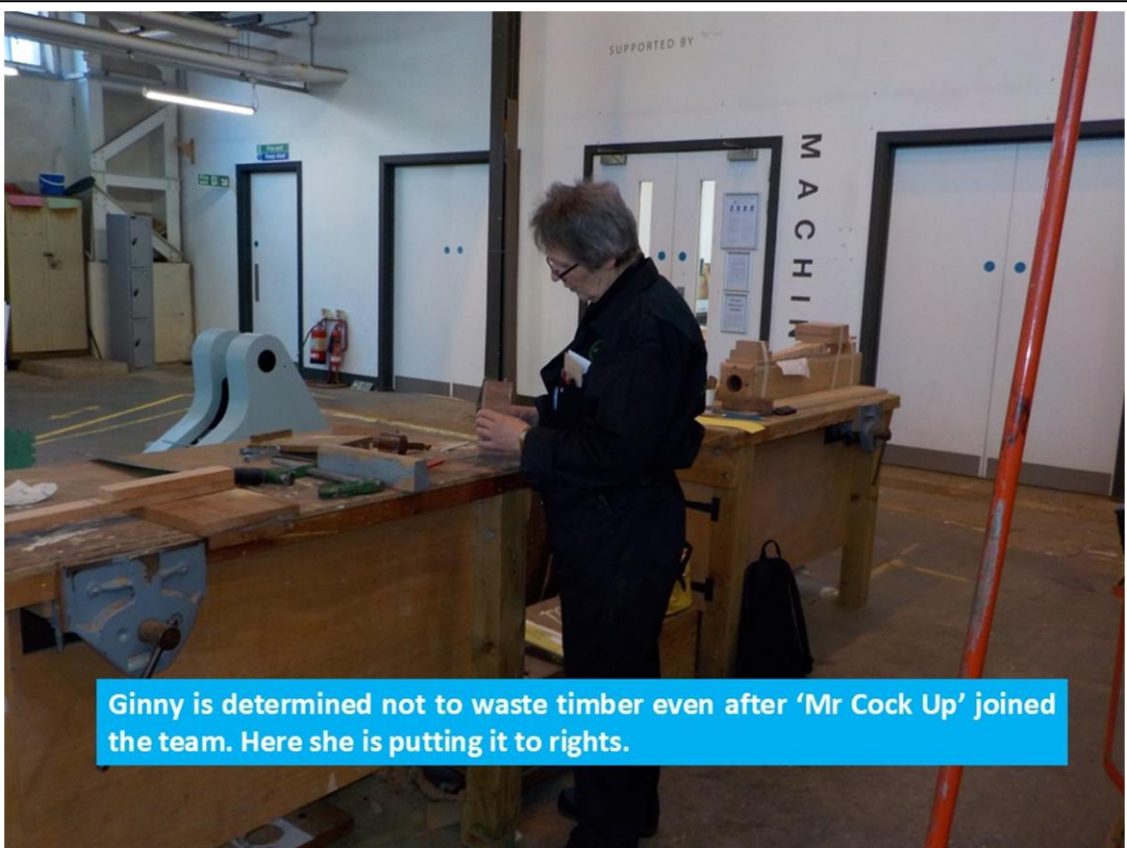


## Cyclops restoration programme April 2026

---



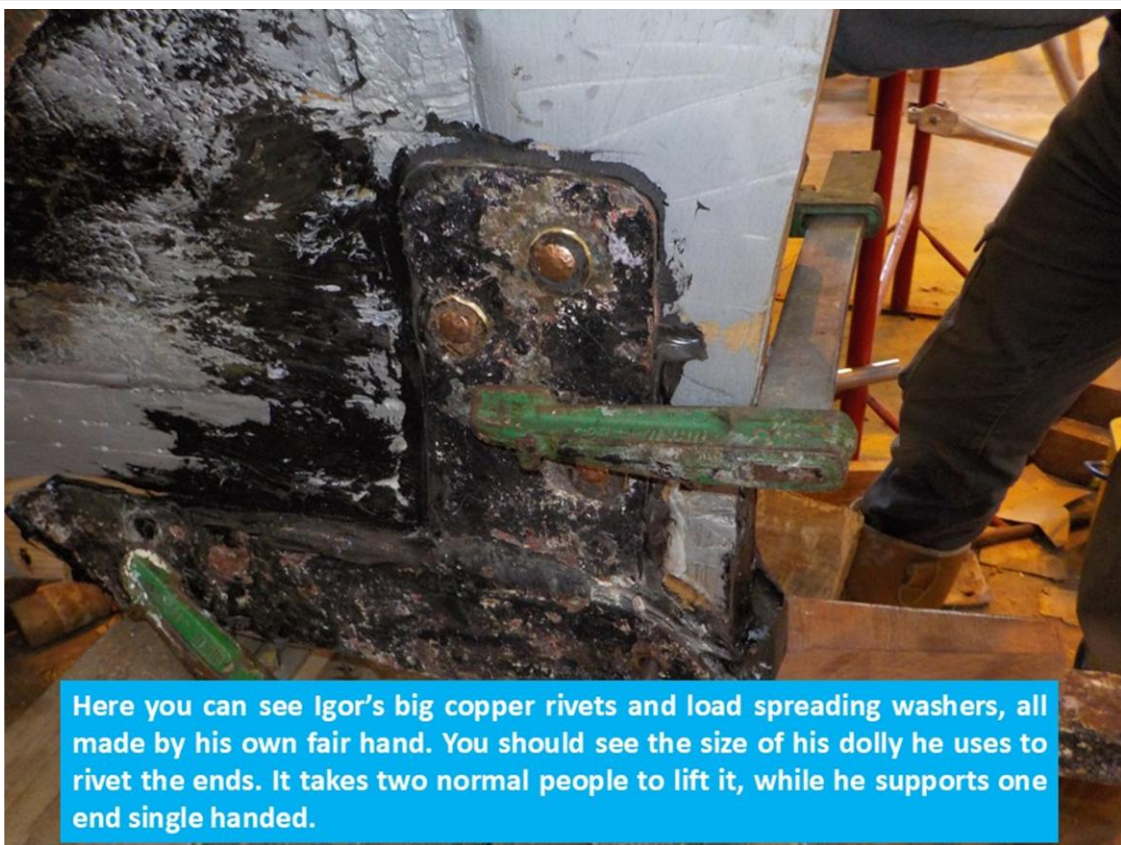
Ros R has marked off and cut out the white wood center lamination for her tiller.



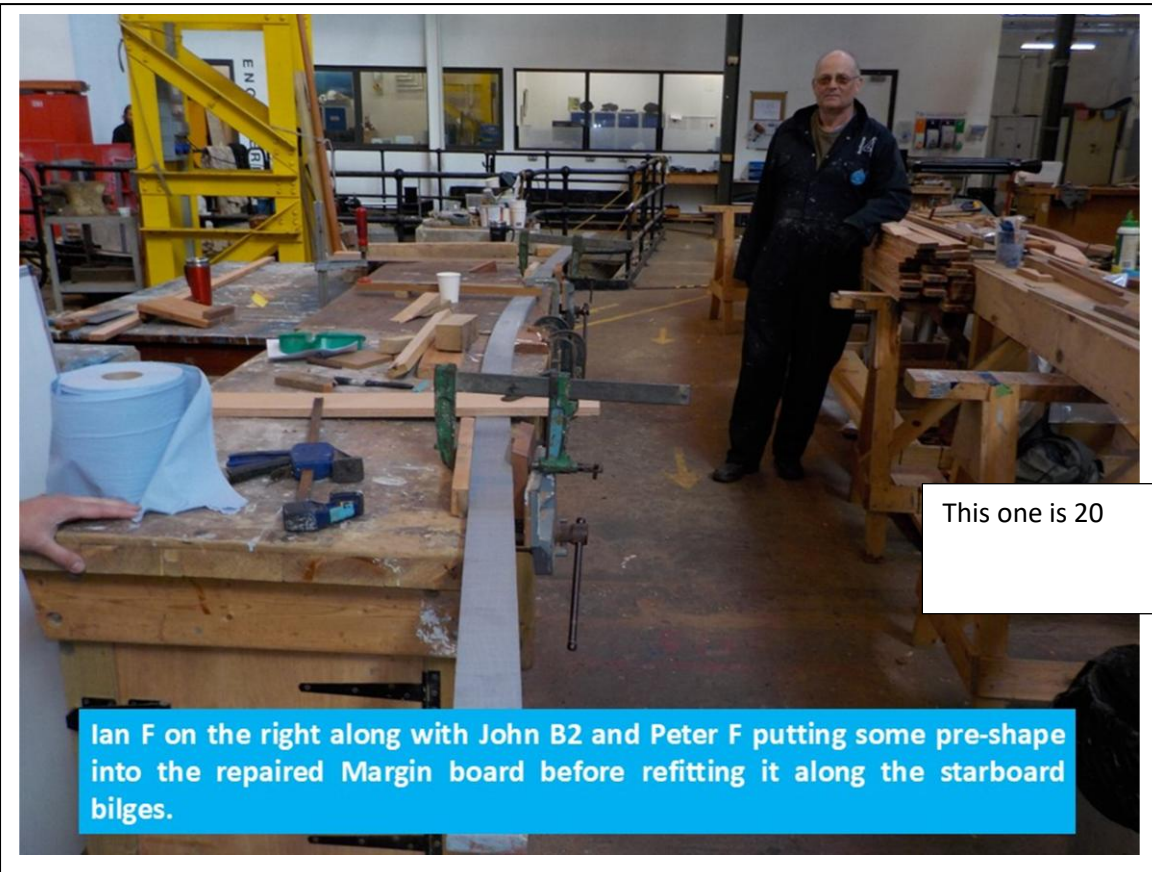

Ginny is determined not to waste timber even after 'Mr Cock Up' joined the team. Here she is putting it to rights.




Micky M is progressing with his Margin board cleats. The sole board edges will sit down on the 'Sticky out bits along the inboard edge.



Here you can see Igor's big copper rivets and load spreading washers, all made by his own fair hand. You should see the size of his dolly he uses to rivet the ends. It takes two normal people to lift it, while he supports one end single handed.









## Cyclops restoration programme April 2026


---




Ros R is using Fred's magnetic saw guide block to cut her poppet.



Two of our rogue margin board fitters having a short feet up and chinwag slugging off Fred with the camera.



Micky M and Morag, a new starter, taking five to admire their sole board frame



Micky M has been trialling some sole boards for size and aesthetics



Another view of Micky's sole boards



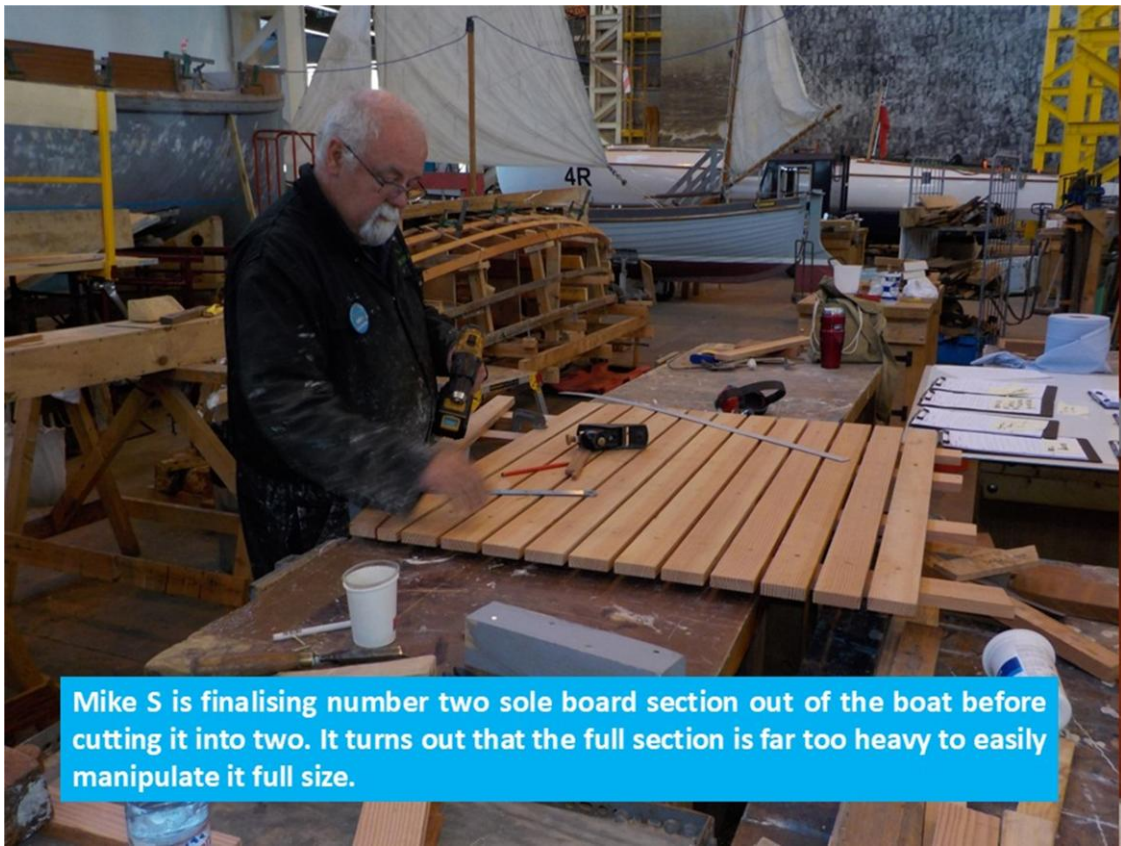
Looking along the length of the boat picking out Val's sole board cleats on the left



Igor caulking the skag/ deadwood seam before final fairing and glass taping over.



Ros R has been tidying up the tiller blanks before shaping and final fitting.



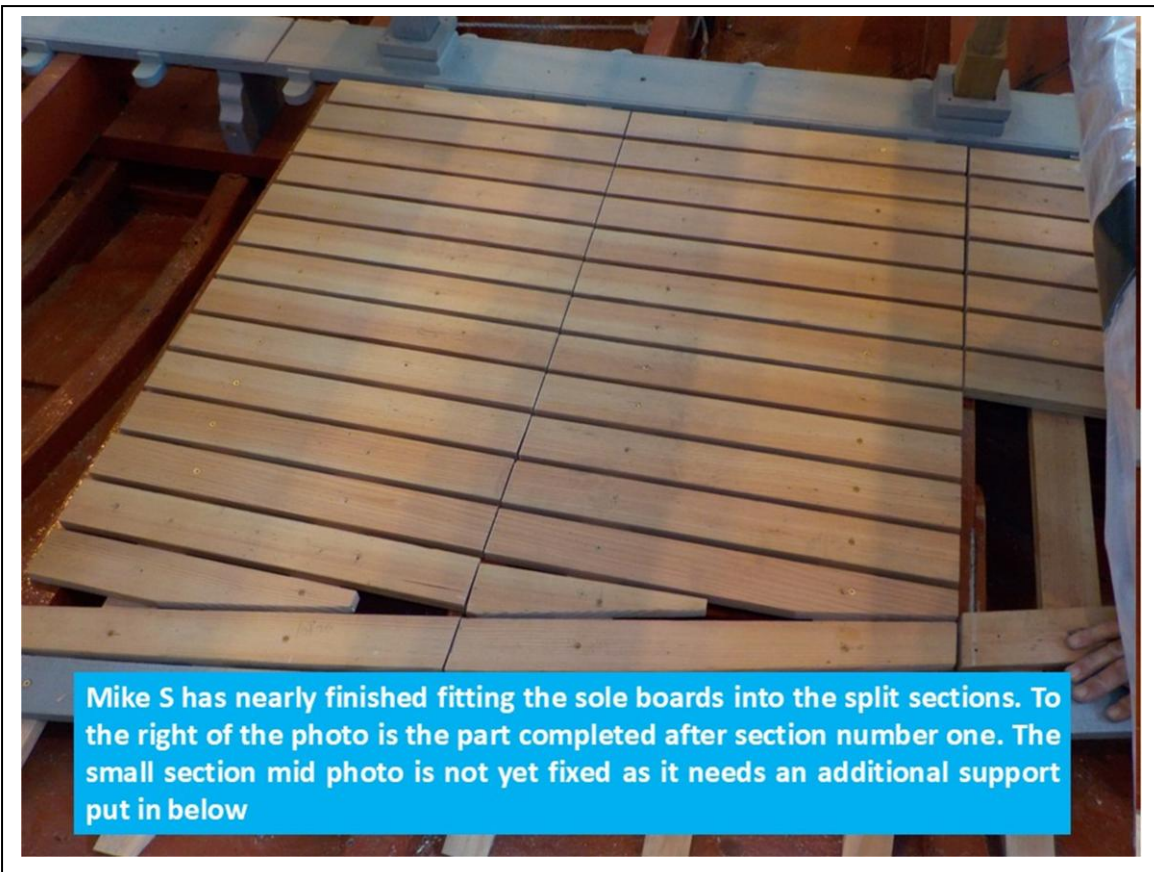
Mike S is finalising number two sole board section out of the boat before cutting it into two. It turns out that the full section is far too heavy to easily manipulate it full size.



John P and Keith D finally fitting the gun platform knees as made by Tim D many months ago.



Peter F is cleaning out the bilges yet again

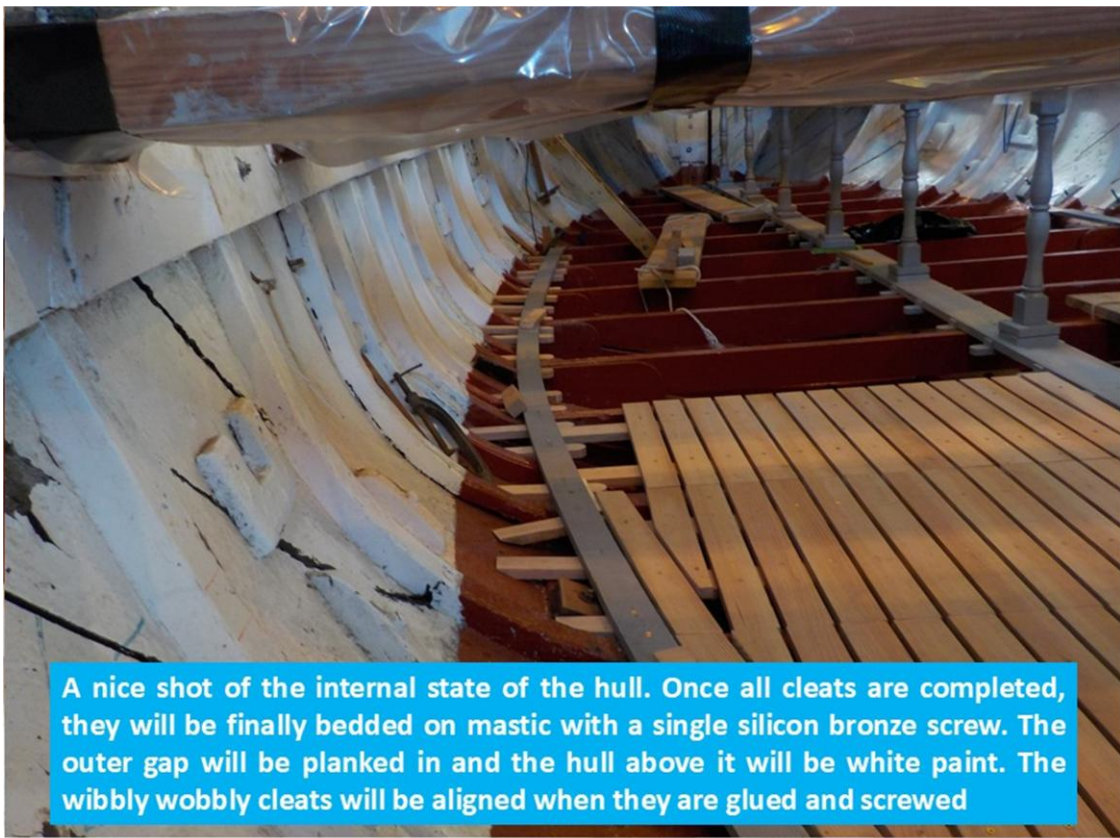


Mike S has nearly finished fitting the sole boards into the split sections. To the right of the photo is the part completed after section number one. The small section mid photo is not yet fixed as it needs an additional support put in below



## Cyclops restoration programme April 2026

---



A nice shot of the internal state of the hull. Once all cleats are completed, they will be finally bedded on mastic with a single silicon bronze screw. The outer gap will be planked in and the hull above it will be white paint. The wibbly wobbly cleats will be aligned when they are glued and screwed



Micky M is marking off the mid line on this double set of sole boards ready to cut it into two for ease of handling.

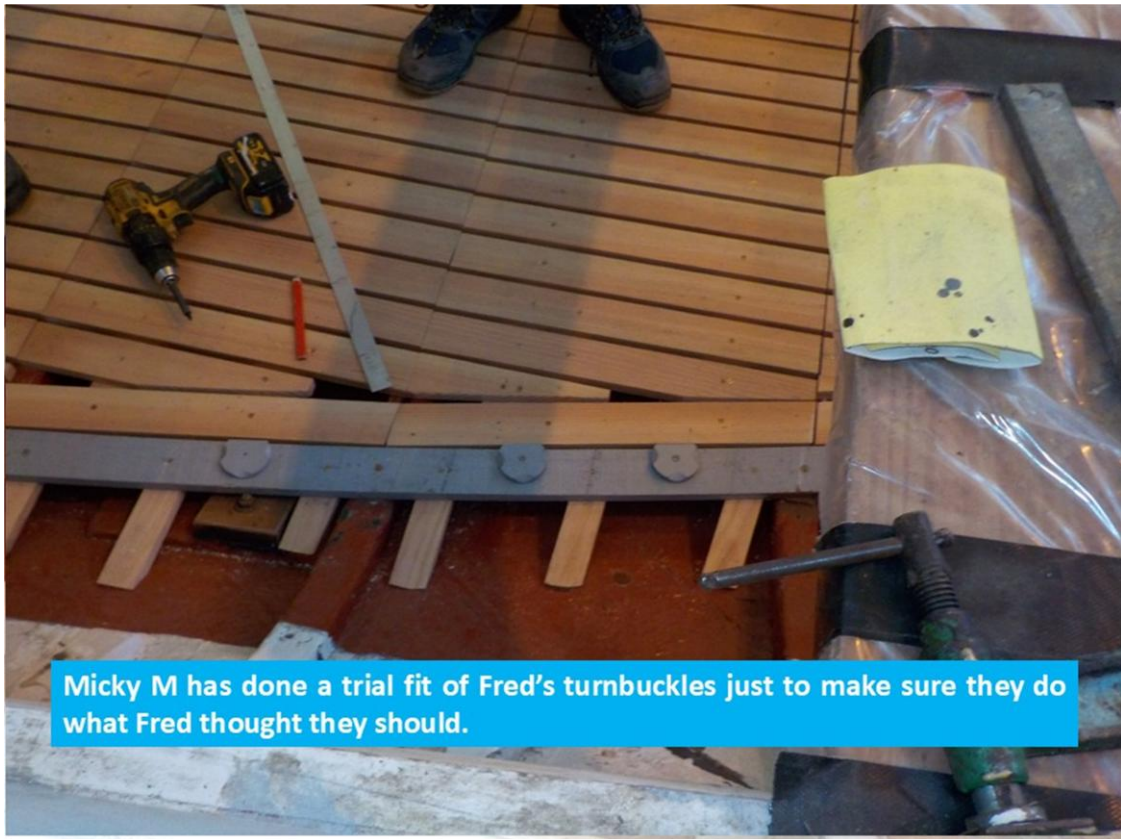




A view of Micky M's sole board development coming along



Ros R has been working on a new tiller and here it is 'mid fettle'



## Cyclops restoration programme April 2026

---

